



DIRECTIONS FOR USING THE VFC STAND ALONE TRAINING MODULE

The VFC Stand Alone training module is available to VFC providers to access 24 hours/day, 7 days/week to complete VFC required training when it is most convenient for you. Providers who wish to use the VFC Stand Alone training module must register and log into the Maryland VFC website.

Maryland
VACCINES FOR CHILDREN PROGRAM

Webinar Evaluation Forms **Training** Temp Monitoring VFC Documents FAQs Search...  

2024 Stand Alone Training

NOW AVAILABLE



VFC Providers have another platform to complete 2024 training. Through our stand alone platform, VFC providers will be able to access VFC required training at the time that is most convenient for them. The responsible medical provider, vaccine contact and back-up vaccine contact will need to complete the **2024 VFC Provider Development Training** to be eligible for 2025 VFC Program re-enrollment.

You will need to register with a username, VFC PIN for your office, email address and password for the stand alone system. Once you have finished viewing the training, a quiz will appear at the bottom of the screen. **You must pass the quiz with a 80% or better to receive your certificate of completion.** Please either print or save your certificate for your records.

Please click on the box below to register or log in to the stand alone platform for VFC training.

Register for VFC Stand Alone Training **Directions VFC Stand Alone Training**

Maryland
VACCINES FOR CHILDREN PROGRAM

Webinar Evaluation Forms Training Temp Monitoring VFC Documents FAQs Search...  

Register User [Logout](#)

VFC Pin Number *

Name of VFC Office *

Name *

First Last

VFC Designation *
Please select your position as it relates to the VFC Program.
Responsible Medical Provider

Email *

Enter Email Confirm Email

Username *

Password *

Enter Password Confirm Password

Your Certificates

2023 VFC Provider Training – One and Done

2024 VFC Provider Development

Securing VFC Vaccines

Welcome Back To VFC 2022

Provider Account

My Provider Account

If you already have login credentials for MarylandVFC.org, please use them. You have the option to reset your password if you cannot remember it. Once you have logged in, click on **“Edit profile”** and please check your profile page to be sure that your profile has the correct **VFC PIN** listed so that the correct PIN reflects on your certificate and your office receives credit once training is complete.

The screenshot shows the user's profile dashboard. At the top, there is a navigation bar with links for Webinar Evaluation, Forms, Training, Temp Monitoring, VFC Documents, and FAQs, along with a search bar and a notification bell. A yellow banner below the navigation bar reads: "WANT TO JOIN VFC link to learn more. Welcome to the New Maryland VFC Website. Please click the red I WANT TO JOIN VFC link to learn more. Welcome to the".

The main content area features a dark header with the text "Maryland Vaccines for Children Program VFC Provider Account". Below this is a profile section with a placeholder for a profile picture and the text "GENERAL STAFF" with an "Edit profile" link. A yellow arrow points to the "Edit profile" link. Below the profile name are four statistics: 1 Course, 1 Completed, 1 Certificate, and 0 Points.

To the right of the profile section is a "Logout" link and a "Your Certificates" section. The certificates listed are: "2023 VFC Provider Training - One and Done", "2024 VFC Provider Development", and "2024 VFC Provider Development".

Below the profile section is a "Your Courses" section with a search icon and an "Expand All" button. A course titled "2024 VFC Provider Development" is listed with a green checkmark, a "COMPLETE" button, and a dropdown arrow. Below the course list is a "Resume Last Lesson" button and the text "2024 VFC Provider Development".

You will need to scroll to the bottom of the provider profile page and make sure that your VFC PIN is correct, as this will populate on your certificate of completion.

The screenshot shows the "Account Management" section of the provider profile page. It includes fields for "New Password" with a "Generate Password" button, and "Sessions" with a "Log Out Everywhere Else" button. Below these is the "VFC" section, which contains a "VFC PIN" field with the value "9999". A yellow arrow points to the "VFC PIN" label, and a yellow oval highlights the "9999" value in the input field. Below the VFC section is the "User Enrolled Courses" section.

Please click on the **“Update Profile”** button to make sure the changes are saved. Then you can scroll up the page and click on the training course you need to take to begin training.

VFC

VFC PIN

User Enrolled Courses

User is automatically enrolled in all Courses.

Course Info

Earned Course Points: 0

Extra Course points

Course progress details:

[2024 VFC Provider Development](#): Status: **Completed** Completed 1 out of 1 steps - [Certificate](#) [\(edit\)](#) [\(details\)](#)

[Update Profile](#)

Click on the training course link to be taken to the course page to begin training and complete a quiz.

Maryland
VACCINES FOR CHILDREN PROGRAM

Webinar Evaluation Forms Training Temp Monitoring VFC Documents FAQs Search...

Welcome to the New Maryland VFC Website. Please click the red I WANT TO JOIN VFC link to learn more. Welcome to the New Maryland VFC Website. Please

Maryland Vaccines for Children Program
2024 VFC Provider Development

You've earned a certificate! [Download Certificate](#)

100% COMPLETE Last activity on February 29, 2024 11:09 am [COMPLETE](#)

[Course](#) [Materials](#)

As stated in the 2024 VFC Provider Enrollment Agreement, Maryland VFC Providers are required to receive annual educational training. The 2024 VFC educational training requirement can be met by completing the stand alone **“Provider Development” online training** or attending the **live “Provider Development” webinar**.

Through our stand alone platform, VFC providers will be able to access the training at the time that is most convenient. Completion of the **2024 VFC Provider Development Training** educational training is **REQUIRED** for the following:

- **Responsible Medical Provider**
- **VFC Contact**
- **Back-up VFC Contact**

It is recommended that all staff that interact with the VFC Program also complete the training.

You **MUST** view the training video on the Maryland VFC webpage. Once you have finished viewing the training video, a quiz will appear at the bottom of the screen. **You must pass the quiz with a 80% or better to receive your certificate of completion.** Please either print or save your certificate for your records.

The responsible medical provider, vaccine contact, and back-up vaccine contact will need to complete the 2024 VFC Provider Development Training by November 3, 2024, in order to be eligible for VFC provider re-enrollment in 2025.

Course Content

2024 VFC Provider Development [Collapse](#)

1 Quiz

[Lesson Content](#)

2024 VFC Provider Development

You can also go to the “My Provider Account” to review your provider profile page and registered courses. Click on the current year’s course link to begin training. Once training is complete, you can access your training certificate by clicking the tab on the right side of your screen or on the drop-down, as shown below.

The screenshot shows the 'Maryland Vaccines for Children Program VFC Provider Account' dashboard. At the top, there is a navigation bar with links for 'Webinar Evaluation', 'Forms', 'Training', 'Temp Monitoring', 'VFC Documents', and 'FAQs'. A search bar and a notification bell are also present. Below the navigation bar, a yellow banner reads: 'WANT TO JOIN VFC link to learn more. Welcome to the New Maryland VFC Website. Please click the red I WANT TO JOIN VFC link to learn more. Welcome to the'. The main header area displays the program name and 'VFC Provider Account'. A user profile section shows a placeholder for a profile picture, the name 'GENERAL STAFF', and an 'Edit profile' link. Below this, statistics are shown: 1 Course, 1 Completed, 1 Certificates, and 0 Points. On the right side, there is a 'Logout' link and a 'Your Certificates' section. This section lists three certificates: '2023 VFC Provider Training - One and Done', '2024 VFC Provider Development' (highlighted with a yellow arrow), and '2024 VFC Provider Development'. The 'Your Courses' section on the left shows a course titled '2024 VFC Provider Development' (highlighted with a yellow arrow) with a 'COMPLETE' status. Below the course, a table lists quizzes with columns for 'Quizzes', 'Certificate', 'Score', 'Statistics', and 'Date'. The table contains one entry: '2024 VFC Provider Development' with a score of 100% and a date of March 1, 2024 9:29 am (highlighted with a yellow arrow).

To log in to the Stand-Alone training platform on the [NEW MarylandVFC.org](https://www.MarylandVFC.org) website, click on the “VFC Training Login” tab at the top of the homepage OR on the “Training” tab at the menu bar, as shown below.

The screenshot shows the homepage of the Maryland Vaccines for Children Program website. At the top, there is a navigation bar with links for 'Webinar Evaluation', 'Forms', 'Training', 'Temp Monitoring', 'VFC Documents', and 'FAQs'. A search bar and a notification bell are also present. Below the navigation bar, a yellow banner reads: 'WANT TO JOIN VFC link to learn more. Welcome to the New Maryland VFC Website. Please click the red I WANT TO JOIN VFC link to'. A red button labeled 'I WANT TO JOIN VFC!' is visible. The 'Training' tab in the navigation bar is highlighted with a yellow arrow, and the 'VFC Training Login' dropdown menu is also highlighted with a yellow arrow.

If you cannot login to the system or are experiencing other technical difficulties related to the Stand Alone, please email your concerns to mdh.izinfo@maryland.gov.